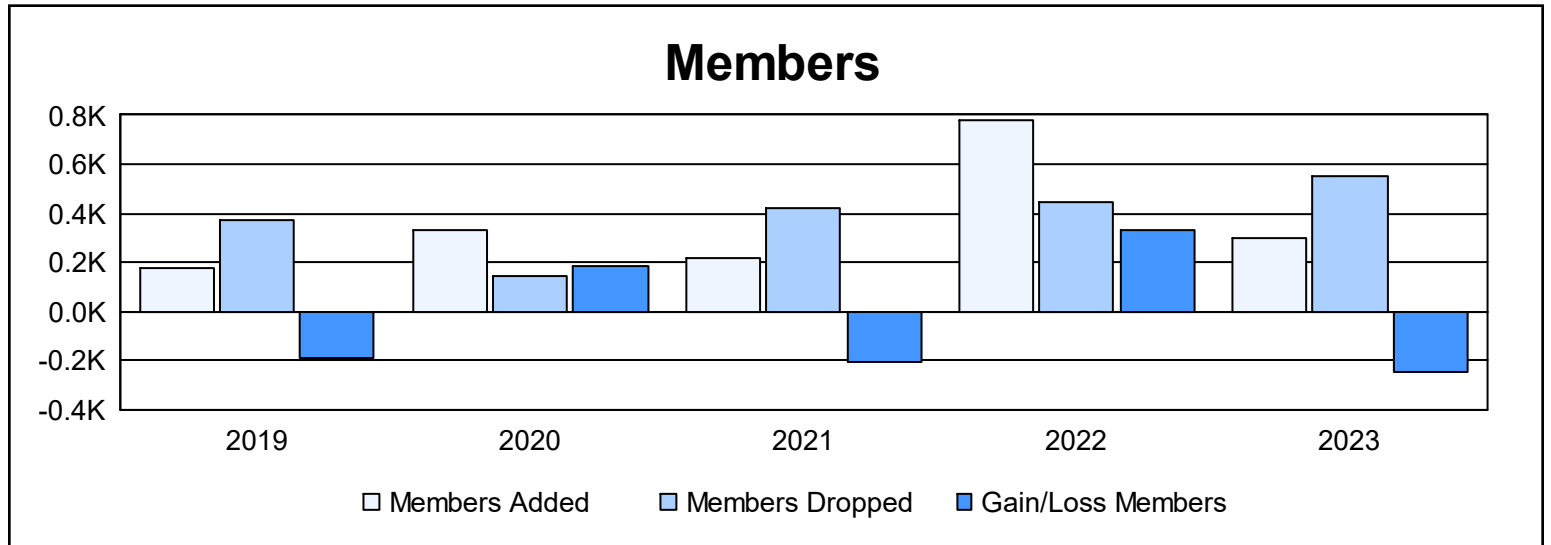
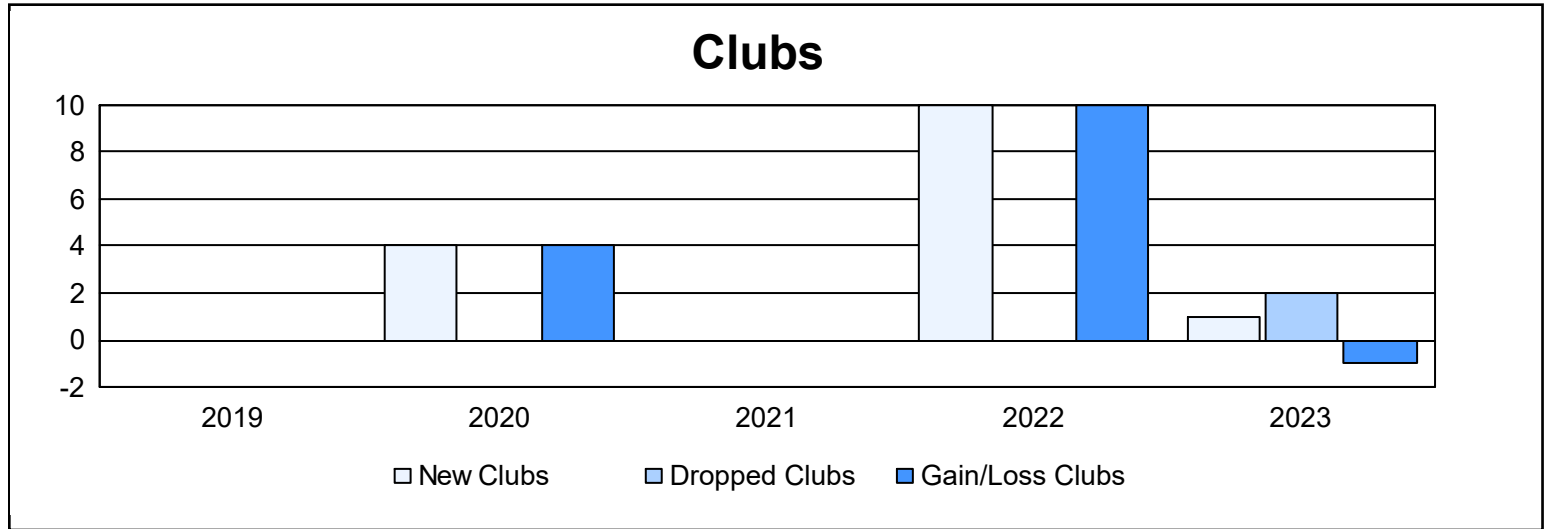
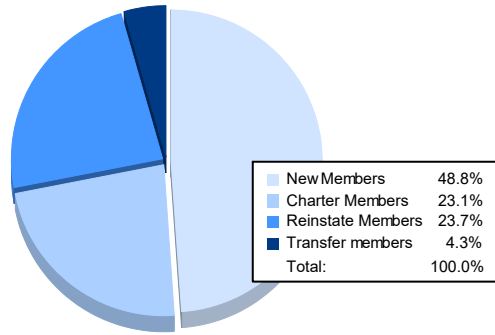


Year	New Clubs	Dropped Clubs	Gain/ Loss Clubs	New Members	Charter Members	Reinstate Members	Transfer Members	Total Member Added	Total Members Dropped	Gain/ Loss Members
2018-2019	0	0	0	157	2	14	4	177	370	-193
2019-2020	4	0	4	169	136	8	15	328	141	187
2020-2021	0	0	0	199	2	12	3	216	423	-207
2021-2022	10	0	10	408	297	67	7	779	447	332
2022-2023	1	2	-1	146	69	71	13	299	548	-249
<b>Average</b>	<b>3</b>	<b>0</b>	<b>3</b>	<b>216</b>	<b>101</b>	<b>34</b>	<b>8</b>	<b>360</b>	<b>386</b>	<b>-26</b>



### Membership Composition June 2023 Cumulative



### Gender Composition June 2023 Cumulative

